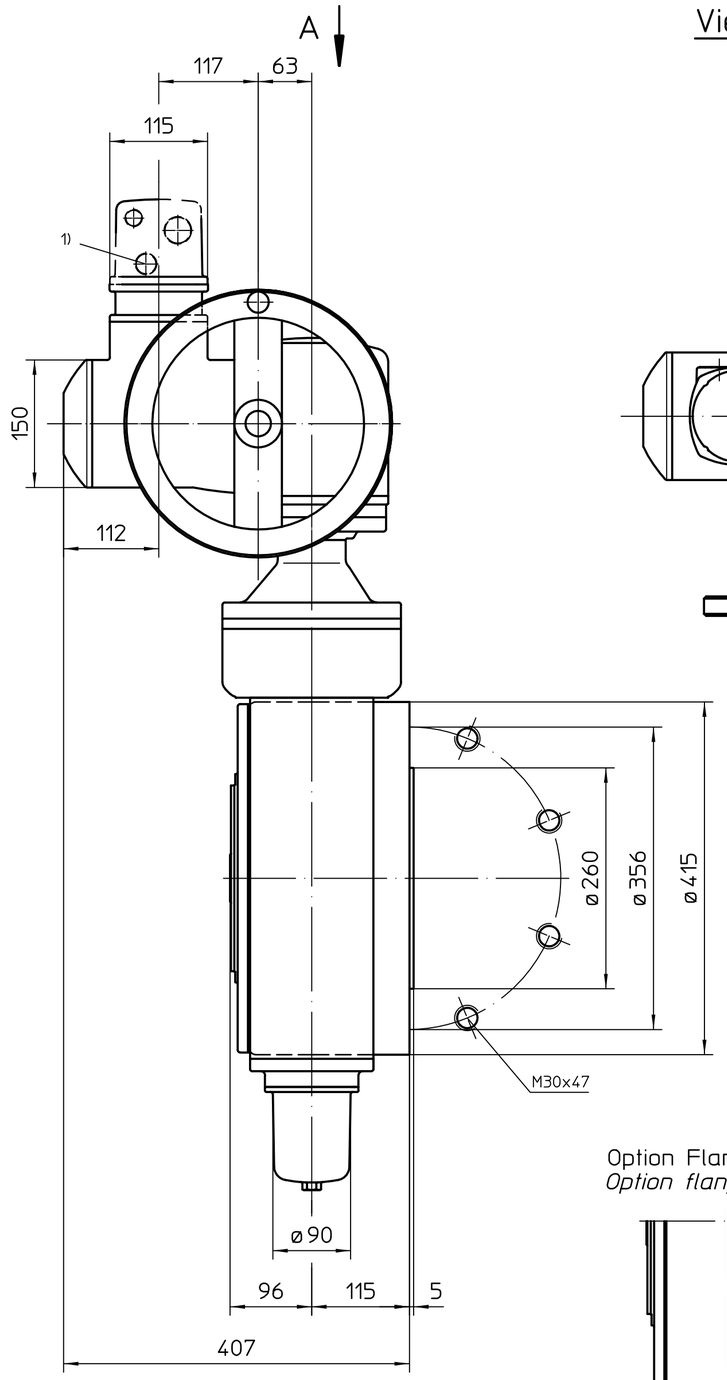

Ansicht A
View A

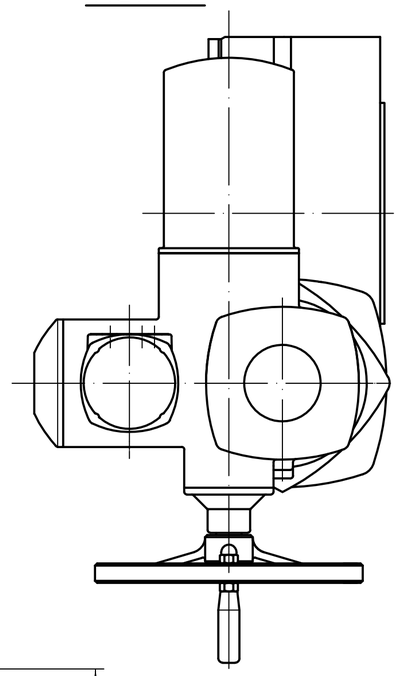

Standardversion KP
Standard version KP

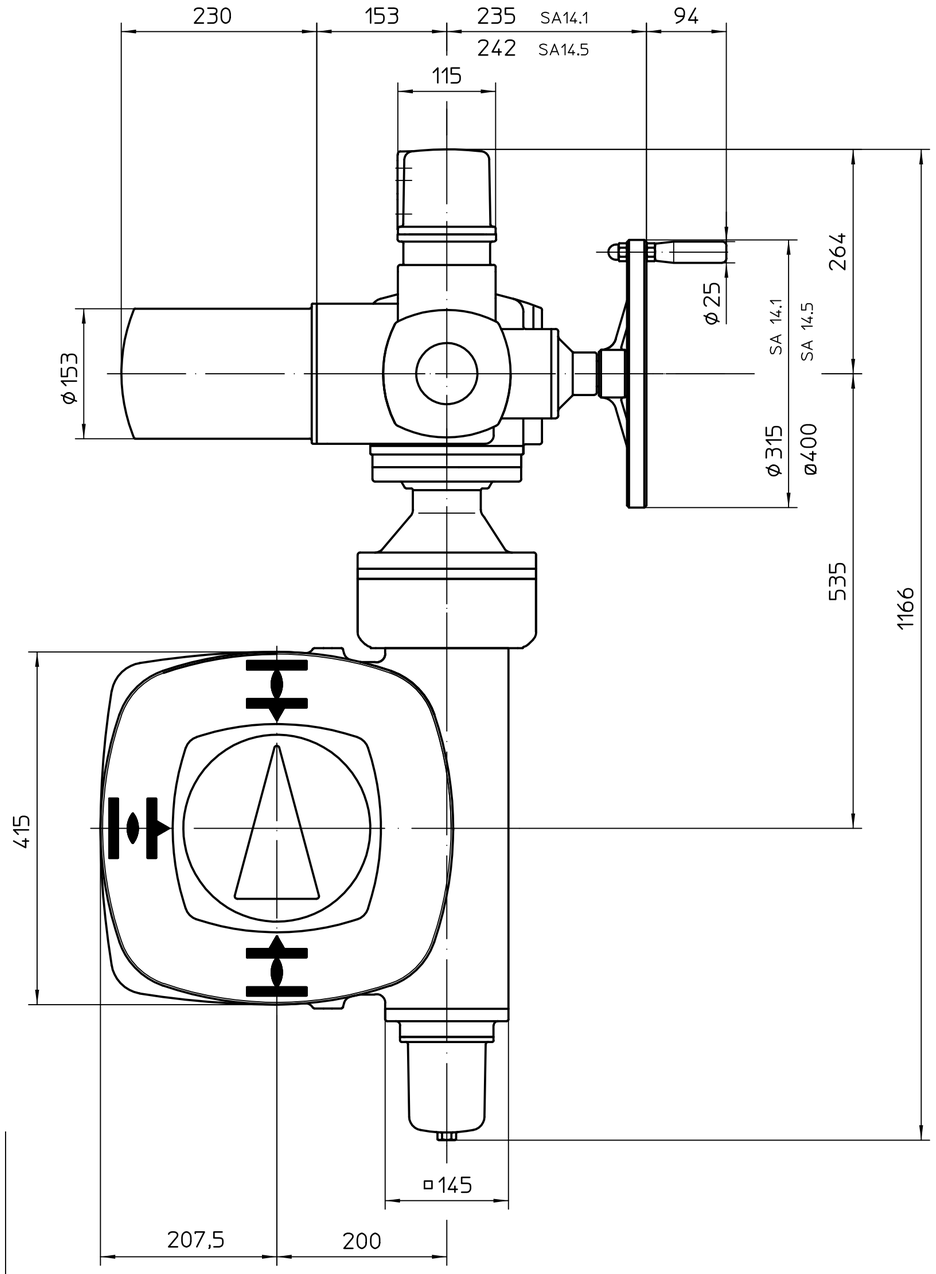

Version KPH
Version KPH

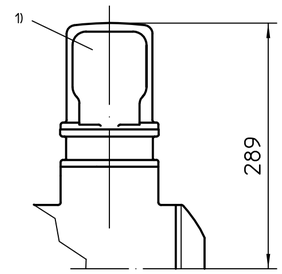

Version KES
Version KES

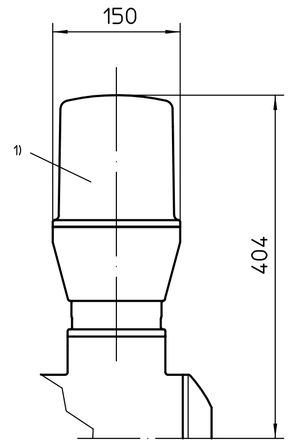

Option Flansch plan
Option flange planar

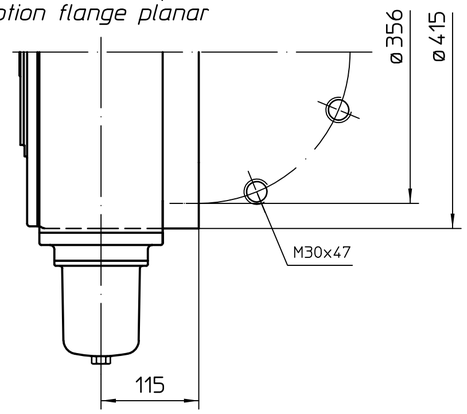

Montage-Position A/Mounting position A

1) Gewinde für Kabeleinführungen gemäß Auftragsbestätigung bzw. techn. Datenblatt
Threads for cable entries according to order acknowledgement or techn. data

Art.-Nr.				
	04	250/2017	2017-03-08	Gol
	03	519/2009	2010-09-08	Alt
	02	342/2007	2007-09-11	Duf
	01	318/2005	2005-08-15	Wal
	Zust.	Änderung	Datum	Name

Allgemeintoleranz ISO 2768 - mK

Maßstab 1:5

	Datum	Name
Bearb.	2017-03-08	Goltsev
Gepr.	2017-03-09	Duffner
Freig.	2017-03-09	Goltsev

AUMA Riester GmbH & Co. KG
Postfach 1362
D-79373 Müllheim
Tel. 07631/809-0
Fax 07631/13218

Passmaß | Abmaße

auma®
AUMA Riester GmbH & Co. KG

SA(R)ExC14-GS200.3
-F35-RR-RL

U2.2540

Blatt-Nr. 1
Anz. 1

214:1 / 434:1

Für diese Zeichnung gelten die Bestimmungen über den Schutz für Urheberrecht.